




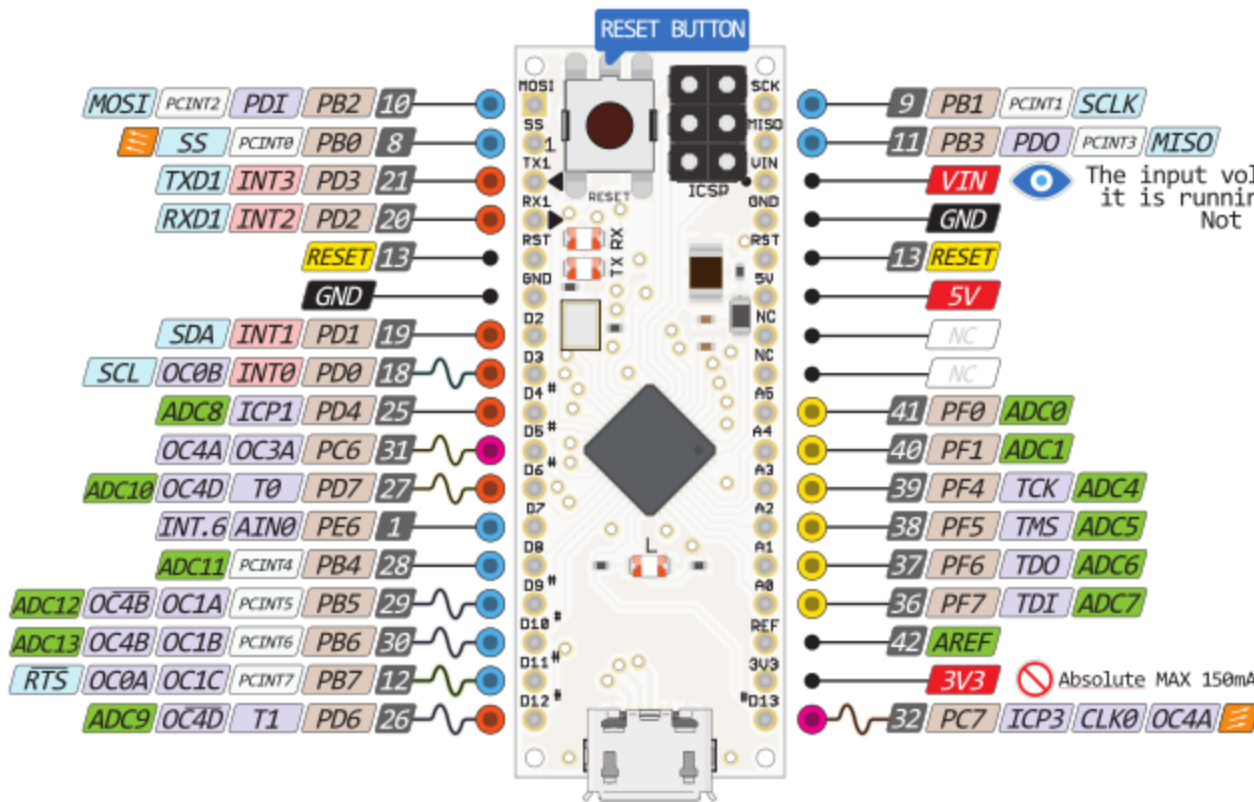
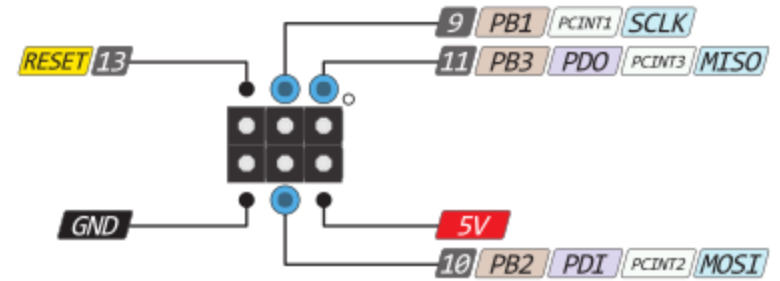


MICRO PINOUT

PWM TYPE

-  10bit
-  8/16bit
-  HS
-  16bit
-  8bit



The input voltage to the board when it is running from external power. Not USB bus power.

- Power
- GND
- Serial Pin
- Analog Pin
- Control
- INT
- Physical Pin
- Port Pin
- Pin function
- Interrupt Pin
-  PWM Pin
- ⚠ Port Power

⚠ Absolute MAX per pin 20mA recommended 10mA

⊘ Absolute MAX 200mA for entire package

⚠ The power sum for each pin's group should not exceed 100mA

⊘ Absolute MAX 150mA